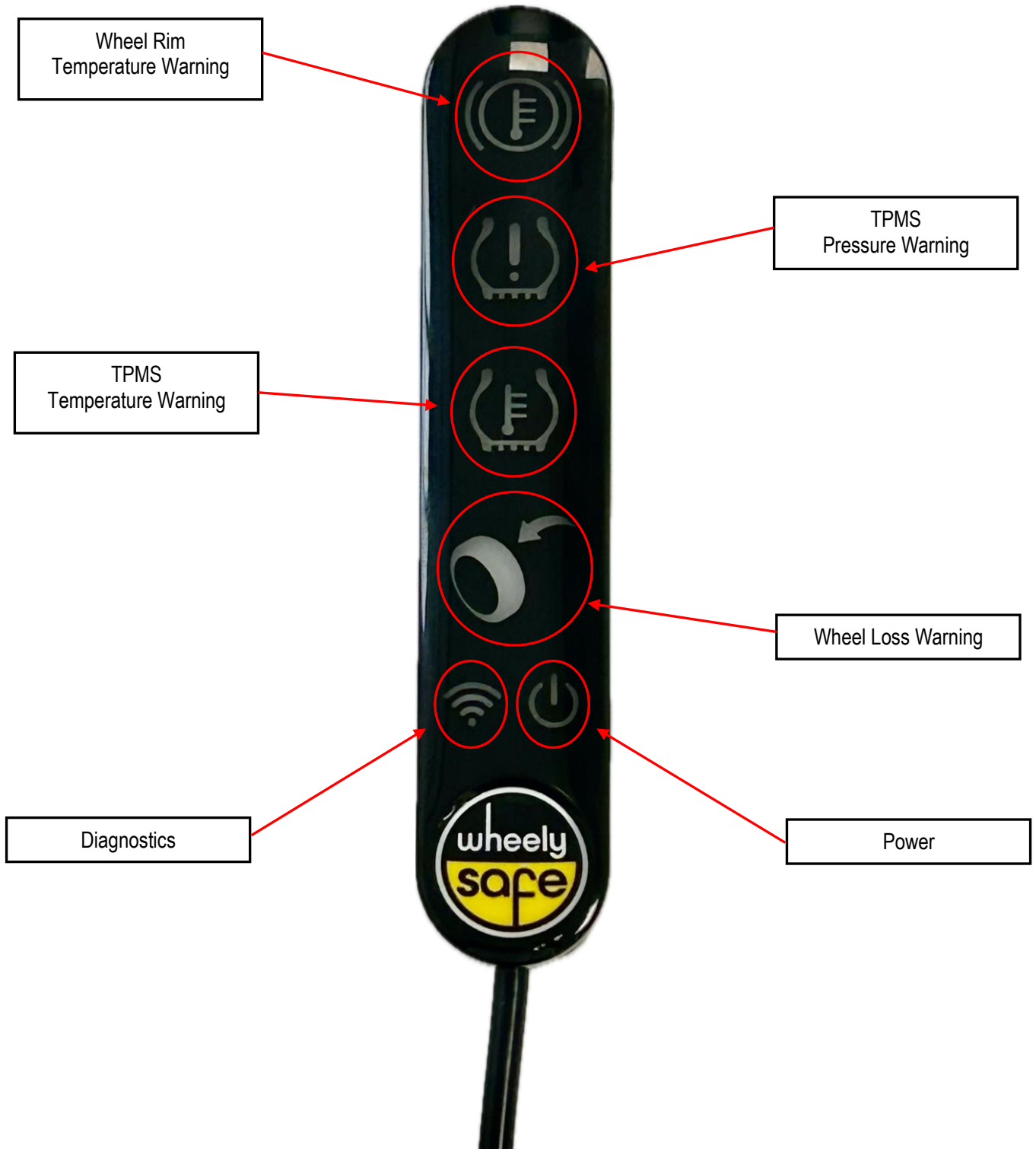








## ALARM ICONS

PRODUCTS: IN CAB RECEIVER (CM-2)

This document is a guide to the alarm icons present on the Wheely-Safe In Cab Receiver (CM-2) and what triggers them



ICON	ALARM	TRIGGER
	<b>Wheel Rim Temperature</b> In Motion Mode – flashing red icon and bleeping for 5 minutes	The temperature of one of the vehicle wheel rims has exceeded 100°C.
	<b>Maintenance Low Pressure</b> Solid amber icon, no bleep  <b>Critical Low Pressure</b> Flashing amber icon and bleeping for 5 minutes	The pressure of one of the vehicles tyres has decreased by 12% to 20%.  The pressure of one of the vehicles tyres has decreased by more than 20%
	<b>Tyre Temperature</b> In Motion Mode – flashing red icon and bleeping for 5 minutes	The temperature of one of the TPMS sensors has exceeded 100°C
	<b>Wheel Loss</b> Motion Mode – flashing red icon and bleeping for 5 minutes	One of the vehicles' wheels is loose and at risk of detachment. Pull over immediately to inspect the wheels.
	<b>Power</b> Ignition On – icon flashes 5 times	The ignition is turned on.
	<b>Diagnostics</b> In development	

Overnight Mode is defined as the vehicle being stationary for more than 15 minutes and lasts 72 hours. Receiver must have a permanent supply.

Paired Sensor Diagnostics – Hold Pressure Checker (PC-2) on Dagnostics Icon. Each icon flash indicates a paired sensor.